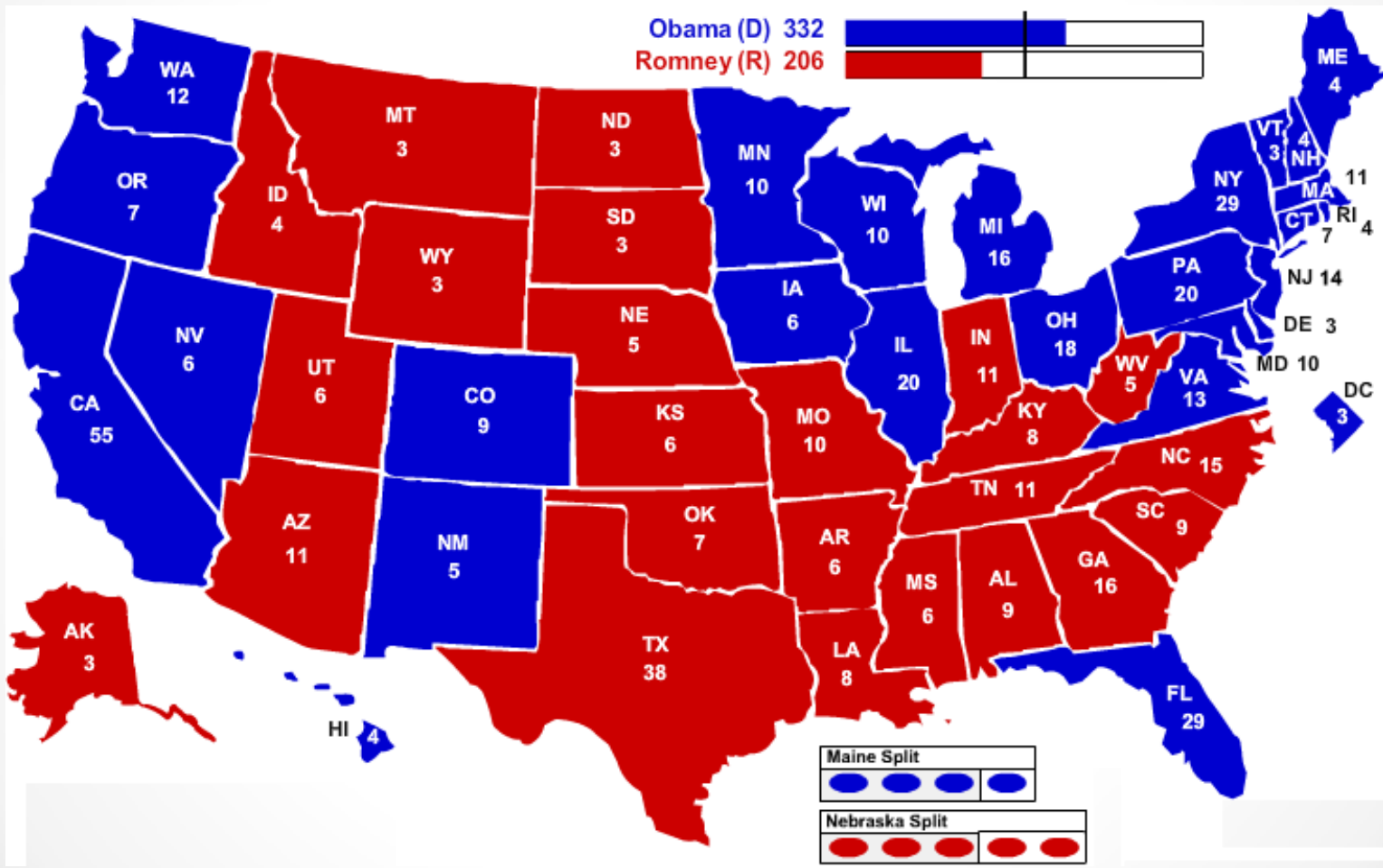
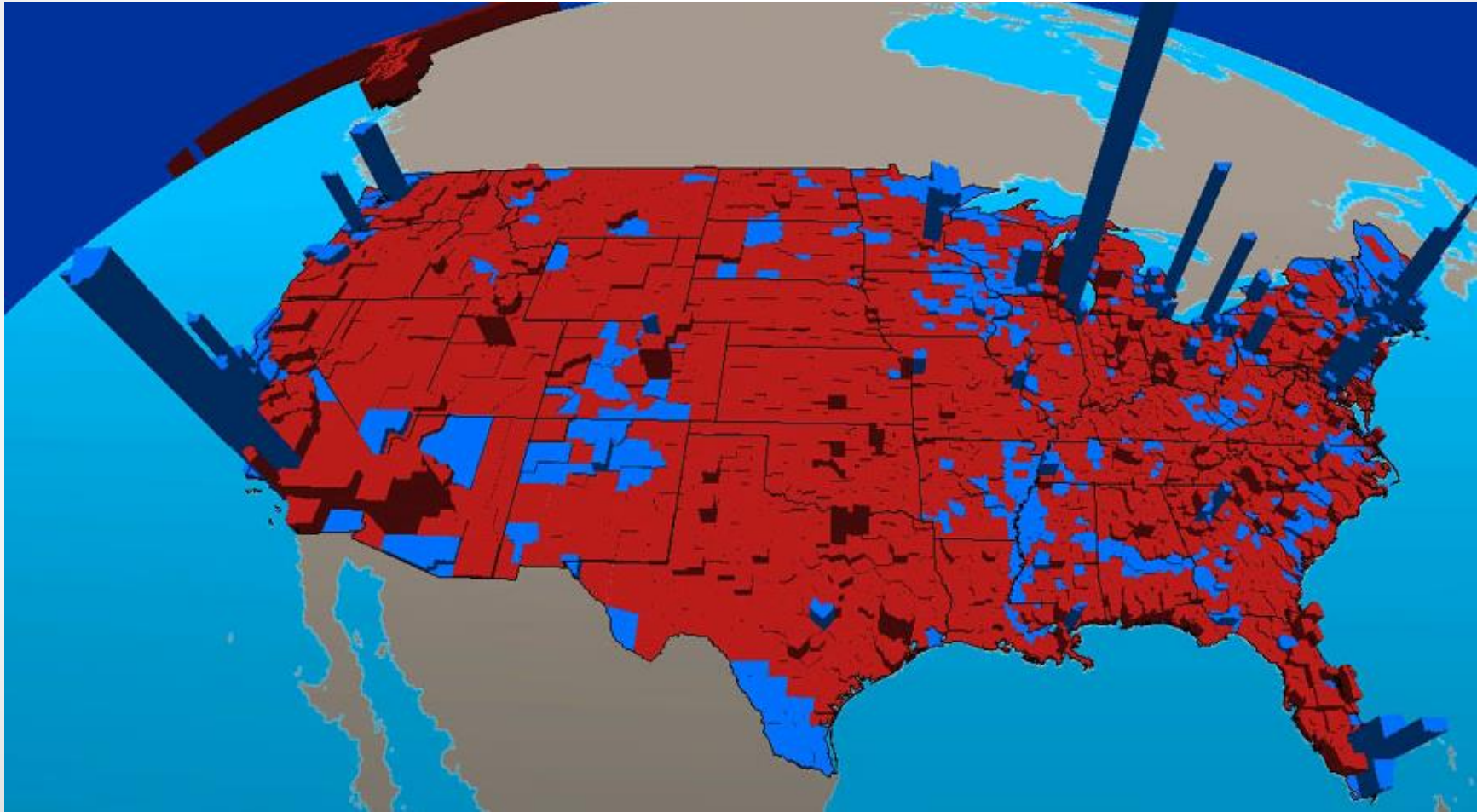
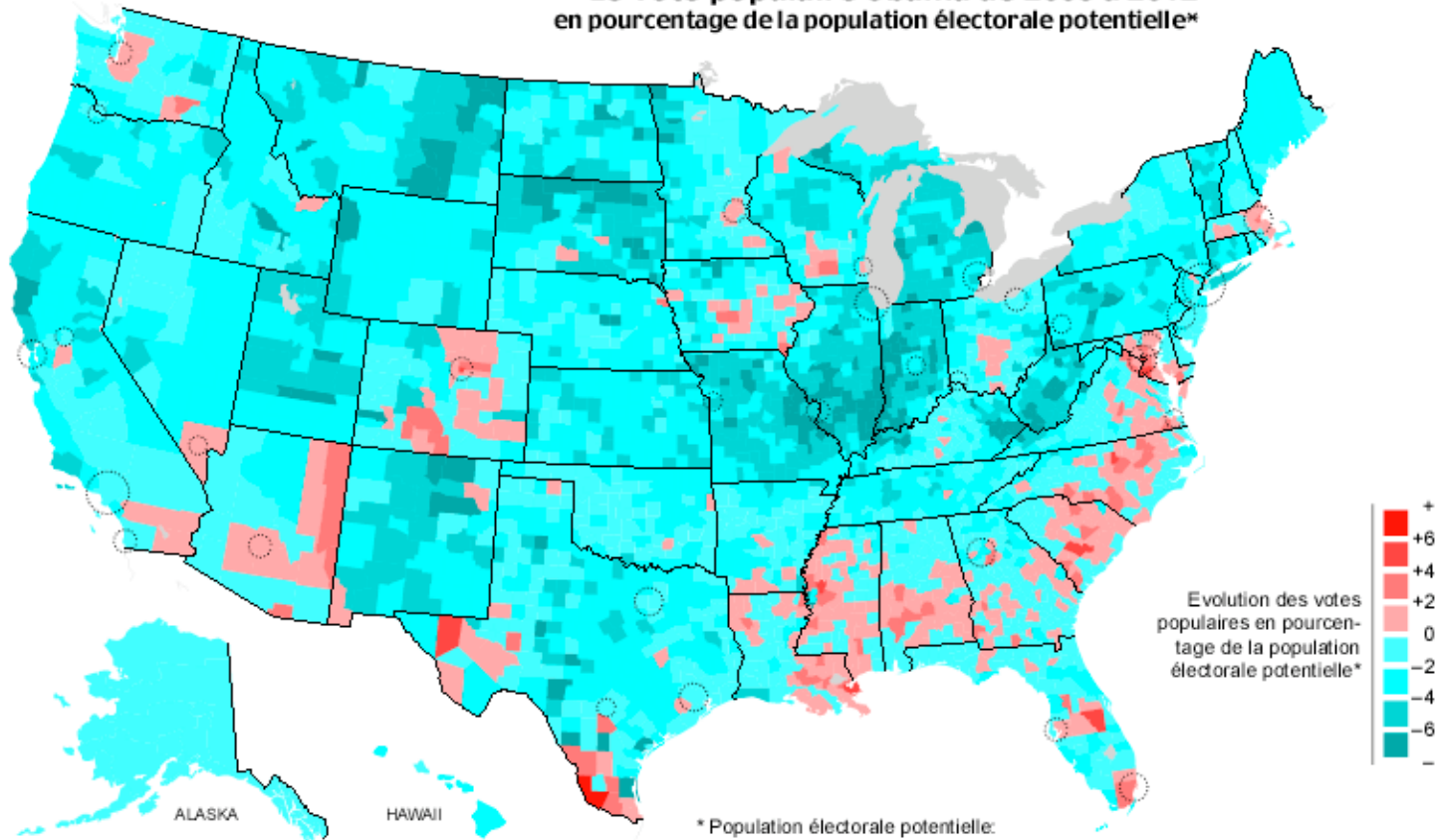


Year Range	Party in Senate	Party in White House	Party in House
1855-1857	Dem	Dem	Dem
1859-1861	Dem	Dem	Dem
1863-1865	Rep	Rep	Rep
1867-1869	Rep	Rep	Rep
1871-1873	Rep	Rep	Rep
1875-1877	Rep	Rep	Rep
1879-1881	Dem	Dem	Dem
1883-1885	Dem	Dem	Dem
1887-1889	Dem	Dem	Dem
1891-1893	Dem	Dem	Dem
1895-1897	Rep	Rep	Rep
1899-1901	Rep	Rep	Rep
1903-1905	Rep	Rep	Rep
1907-1909	Rep	Rep	Rep
1911-1913	Rep	Rep	Rep
1915-1917	Dem	Dem	Dem
1919-1921	Dem	Dem	Dem
1923-1925	Rep	Rep	Rep
1927-1929	Rep	Rep	Rep
1931-1933	Rep	Rep	Rep
1935-1937	Dem	Dem	Dem
1939-1941	Dem	Dem	Dem
1943-1945	Dem	Dem	Dem
1947-1949	Rep	Rep	Rep
1951-1953	Rep	Rep	Rep
1955-1957	Dem	Dem	Dem
1959-1961	Dem	Dem	Dem
1963-1965	Dem	Dem	Dem
1967-1969	Dem	Dem	Dem
1971-1973	Dem	Dem	Dem
1975-1977	Dem	Dem	Dem
1979-1981	Dem	Dem	Dem
1983-1985	Rep	Rep	Rep
1987-1989	Dem	Dem	Dem
1991-1993	Dem	Dem	Dem
1995-1997	Rep	Rep	Rep
1999-2001	Rep	Rep	Rep
2003-2005	Rep	Rep	Rep
2007-2009	Dem	Dem	Dem
2011-2013	Dem	Dem	Dem





Le vote populaire Obama de 2008 à 2012 en pourcentage de la population électorale potentielle*



* Population électorale potentielle:
citoyens américains d'au moins 18 ans

45 Democrats *

Toss Ups
10

Republicans 45

38 Safe or Not Up

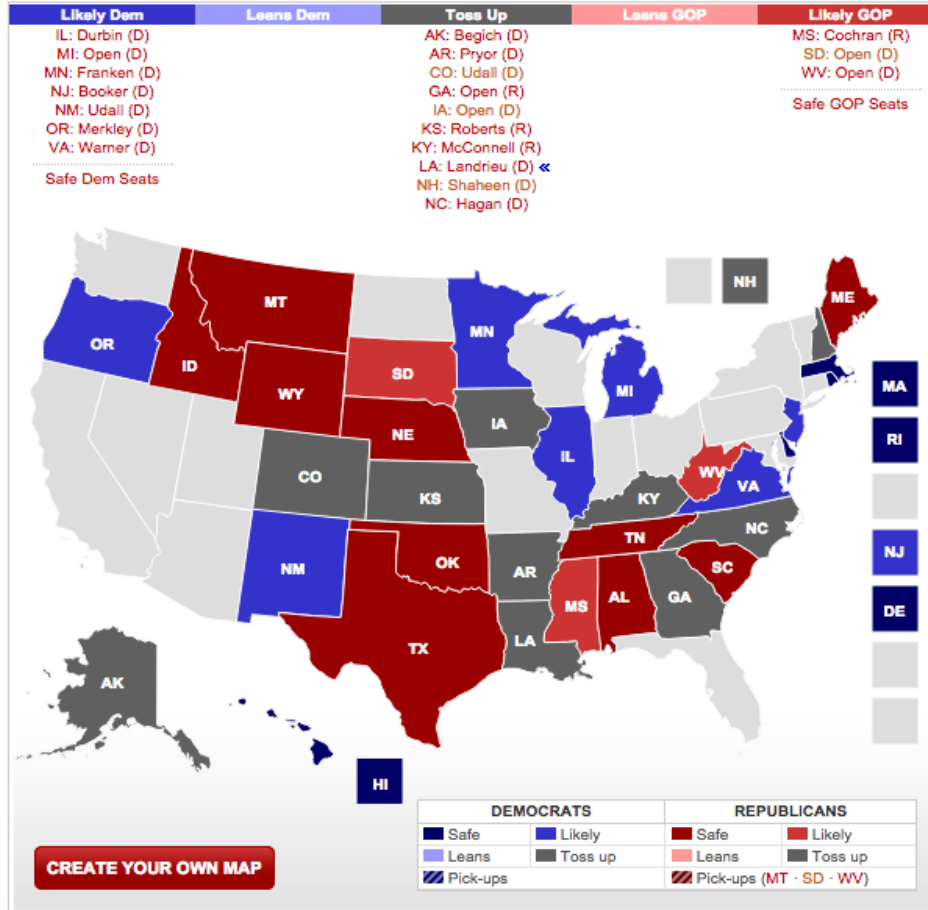
7

10

3

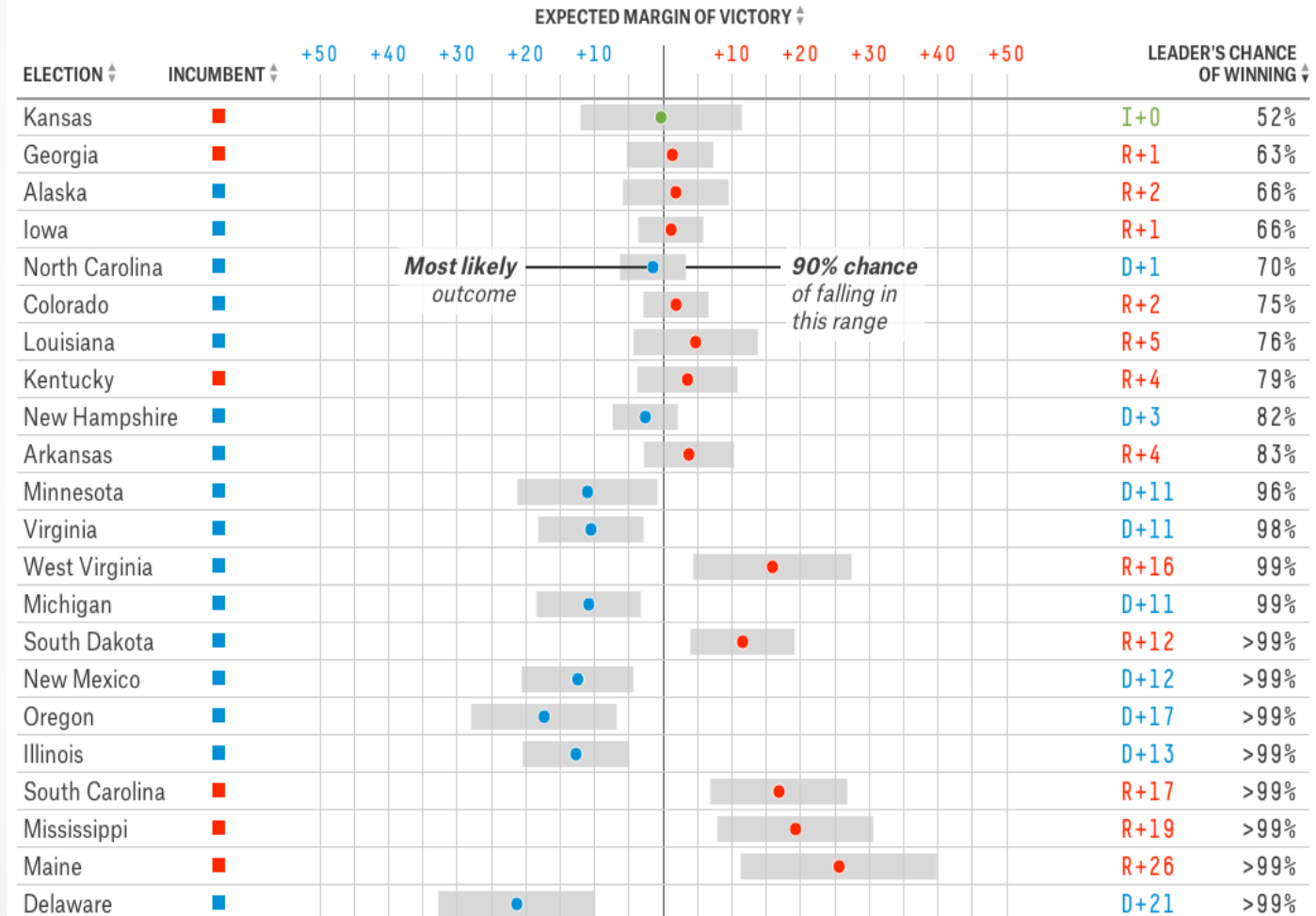
42 Safe or Not Up

51 Seats Needed For GOP To Take Control (Recent Race Changes)



* Sen. Bernard Sanders (I-VT) & Sen. Angus King (I-ME) currently caucus with the Democrats.

Probabilities For Each Race



FOX NEWS POLL

CONDITION OF THE ECONOMY

1%	EXCELLENT
17%	GOOD
48%	ONLY FAIR
33%	POOR



OCTOBER 25-27
REGISTERED VOTERS +/- 3%

ALL STAR
★ PANEL ★

45 Democrats *

Toss Ups

10

Republicans 45

38 Safe or Not Up

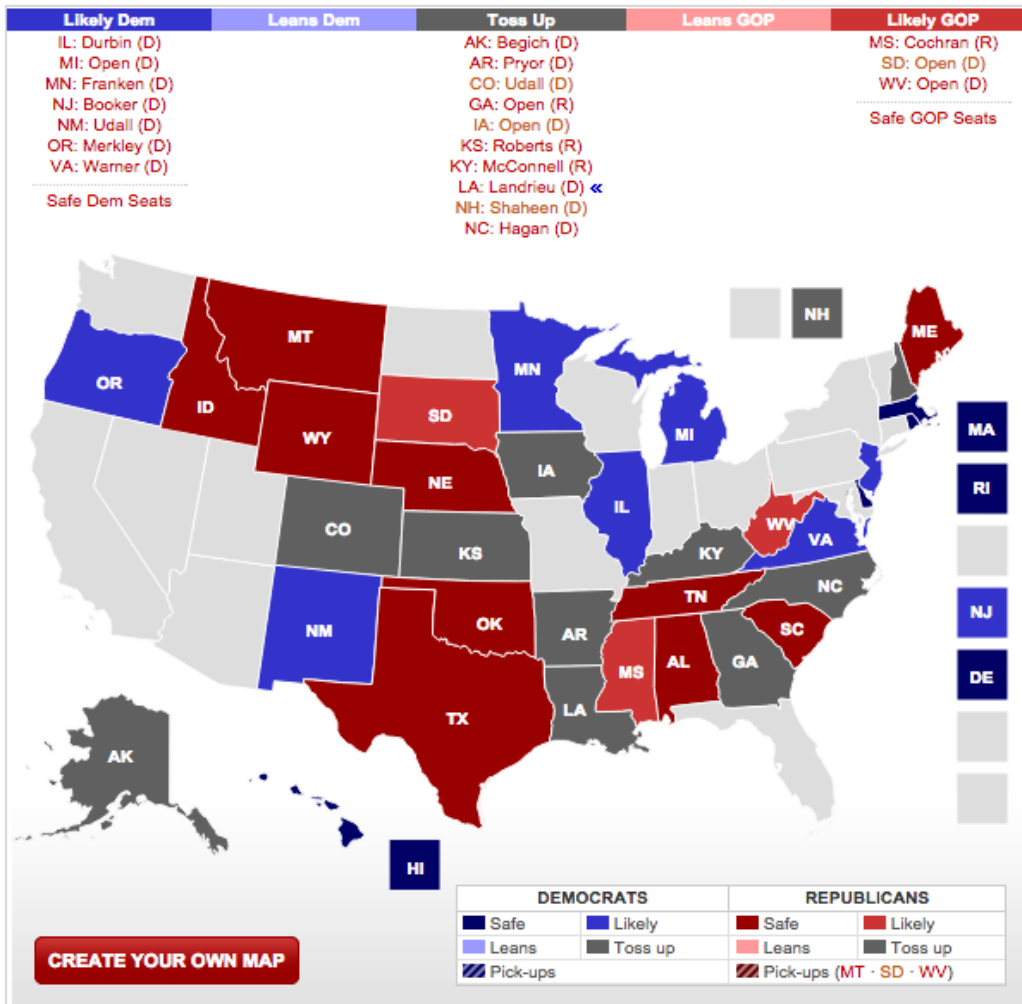
7

10

3

42 Safe or Not Up

51 Seats Needed For GOP To Take Control (Recent Race Changes)



* Sen. Bernard Sanders (I-VT) & Sen. Angus King (I-ME) currently caucus with the Democrats.

No Big Mo In Senate Races

Republican win probability in competitive Senate races,
FiveThirtyEight model Oct. 28, 2014

STATE	SEPT. 2	SEPT. 16	SEPT. 30	OCT. 14	OCT. 28
Alaska	54%	61%	70%	79%	65%
Arkansas	66	67	72	74	83
Colorado	53	31	55	64	77
Georgia	70	77	72	72	56
Iowa	52	44	57	64	63
Kansas	79	51	42	44	48
Kentucky	77	83	84	74	79
Louisiana	71	65	70	75	79
Michigan	30	23	18	7	2
New Hampshire	19	23	14	19	18
North Carolina	54	30	20	21	29
South Dakota	87	89	94	86	99